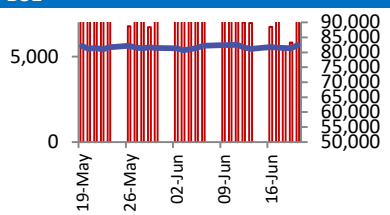
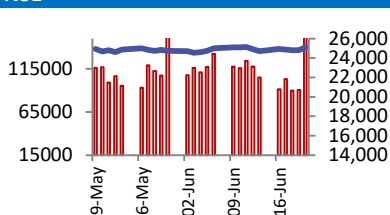


BSE	NSE
	
Open 81355 High 82494 Low 81323 Close 82408 Change 1046 Volume (Lacs) 8210 Turnover (Rs.inCr) 7366	Open 24788 High 25136 Low 24784 Close 25112 Change 319 Volume(Lacs) 49194 Turnover(Rs.in Cr) 159097

World Markets	Current	Previous	Pt. Chg	Var(%)
Dow	42207	42172	35	0.1%
Dow Futures	42378	42515	(137)	-0.3%
Nasdaq	19447	19546	(99)	-0.5%
FTSE	8775	8792	(17)	-0.2%
Nikkei	38176	38403	(227)	-0.6%
Hang Seng	23466	23530	(64)	-0.3%
Gift Nifty	25004	25129	(125)	-0.5%
Straits Singapore	3862	3883	(21)	-0.5%
South Korea	3000	3022	(22)	-0.7%
Taiwan	21683	22046	(363)	-1.6%
Shanghai	3359	3360	(1)	0.0%

Commodity Prices	Current	Previous	Pt. Chg	Var(%)
Copper (\$/MT)	9634	9615	19	0.2%
Alumin (\$/MT)	2550	2522	28	1.1%
Zinc (\$/MT)	2631	2641	(10)	-0.4%
Brent Crude (\$/bbl)	78	77	1	1.3%
Gold (\$/Ounce)	3363	3368	(5)	-0.1%
Silver (\$/Ounce)	36	36	0	0.0%
Light Crude (\$/bbl)	75	74	1	1.4%
N G (\$/mmbtu)	4	4	0	0.0%
Sugar (\$/MT)	475	482	(7)	-1.5%
Rubber (Rs./kg)	200	199	1	0.5%
Baltic Dry Index	1689	1751	(62)	-3.5%

Currency Exchange Rate	Current	Previous	Var(%)
Rs./ \$ rate	86.59	86.74	-0.17%
Rs./ Euro	99.81	99.55	0.26%
Rs./Chinese Yuan	12.05	12.06	-0.08%
Yen / \$ rate	146.53	146.09	0.30%
\$ US/Euro	1.15	1.15	0.00%

Dollar Index	Current	Previous	Var(%)
Dollar Index	98.94	98.71	0.23%

Support/ Resistance Levels for Today		
	Nifty	Bank Nifty Fut
Support 1	25000	56000
Support 2	24940	55740
Resistance	25200	56540

Securities in Ban For Trade	
TITAGARH	ABFRL
BIOCON	RBLBANK

Market Review

US: US markets ended lower on Friday, with investors on edge over the Iran-Israel conflict heading into the weekend, as the U.S. considers whether to get involved.

Asia: Asia-Pacific markets declined Monday, after the US attack on three nuclear sites in Iran raised oil prices and investors fears of an escalation in the Middle East conflict.

India: Indian stock market benchmarks, the Sensex and Nifty 50, registered strong gains on Friday, despite rising tensions between Israel and Iran. **Market is expected to open on a gap down note and likely to witness sideways move during the day.**

Global economy: China condemned the U.S. attacks on Iran's nuclear facilities over the weekend, with Beijing calling on Israel to reach a ceasefire as soon as possible. China "strongly condemns the U.S. attacks on Iran and bombing of nuclear facilities under the safeguards of the International Atomic Energy Agency, according to comments from a Chinese foreign ministry spokesperson carried by state media. The U.S. over the weekend attacked three key nuclear facilities in Iran, with the stated goal of halting the country's nuclear ambitions.

Britain will aim to cut the electricity bills of thousands of companies under a new industrial strategy to be published on Monday, heeding calls from business to lower high energy costs that they say have damaged competitiveness and hindered growth. Under an industrial strategy for the decade 2025-2035, the government plans to cut the bills of electricity-intensive manufacturers by up to 25% from 2027, a move it said could benefit more than 7,000 businesses. The government has made boosting Britain's anaemic growth a key priority.

Commodities: Oil prices jumped on Monday to their highest since January as Washington's weekend move to join Israel in attacking Iran's nuclear facilities stoked supply worries.

Gold prices inched higher on Monday as investors turned to safe-haven assets amid growing fears of a broader Middle East conflict, with markets closely watching for Iran's response to U.S. attacks on its nuclear sites.

Currency: The U.S. dollar firmed slightly on Monday as anxious investors sought safety, although the moves were muted so far suggesting markets were waiting for Iran's response to U.S. attacks on its nuclear sites that have exacerbated tension in the Middle East.

FII Derivative Transactions (Rs. Cr)

Contracts	Purchase		Sell		Net	Open Interest (OI)		OI (Previous day)		Change	
	Contract	Value	Contract	Value		Contract	Value	Contract	Value	Contract	Value
Index Future	35053	6422	34459	6305	117	183836	33519	175308	31387	8528	2132
Index Option	6557072	1193816	6665195	1216182	(22366)	2190838	401401	1640383	294679	550455	106722
Stock Future	633650	40563	555767	36160	4403	6020308	392894	5983743	384289	36565	8605
Stock Option	1683213	114729	1595998	109091	5638	1782849	115895	1773366	113177	9483	2718
Total	8908988	1355530	8851419	1367738	(12208)	10177831	943709	9572800	823532	605031	120177

FII All Activity-BBG (Rs Cr)		Buy	Sell	Net
13-Jun-25		15143	15516	(374)
16-Jun-25		10315	12962	(2647)
17-Jun-25		14984	12196	2788
18-Jun-25		11210	11808	(598)
19-Jun-25		13557	11517	2040
Month to date- June		207770	206959	811
FII (Prov.) (Rs Cr)		Buy	Sell	Net
16-Jun-25		9895	12183	(2288)
17-Jun-25		13392	11776	1616
18-Jun-25		12065	11120	945
19-Jun-25		11966	10957	1008
20-Jun-25		52121	44417	7704
Month to date-June		248482	244278	4204
DII (Prov.) (Rs. Cr)		Buy	Sell	Net
16-Jun-25		13764	8156	5608
17-Jun-25		18733	10936	7797
18-Jun-25		11093	10140	953
19-Jun-25		10710	10345	366
20-Jun-25		22652	26310	(3658)
Month to date-June		234384	179303	55080
FII Debt - BBG (Rs. Cr)		Buy	Sell	Net
13-Jun-25		2069	2140	(71)
16-Jun-25		4629	4516	114
17-Jun-25		1979	3152	(1173)
18-Jun-25		1411	2463	(1052)
19-Jun-25		2530	494	2036
Month to date- June		32811	44895	(12085)

Market Breadth	BSE		NSE	
	No.	%	No.	%
Advance	2411	59%	1891	64%
Decline	1545	38%	979	33%
Unchanged	138	3%	71	2%

Market Turnover	20-Jun	19-Jun	Var (%)
BSE Cash	7366	5823	27%
NSE Cash	159097	90377	76%
NSE Futures	179324	105316	70%
NSE Options	12338598	50066651	-75%
Total (Rs.Cr)	12684386	50268168	-75%

Volatility Index	20-Jun	19-Jun
Volatility Index	13.67	14.26

Index PE - TTM	20-Jun	Yr. High	Yr. Low
Sensex	23.1	25.2	20.3
Nifty	22.6	24.4	19.6

Corporate News
Granules unit in Hyderabad, one of the largest globally for paracetamol API, under U.S. FDA scanner

Generic drugmaker Granules India's active pharmaceutical ingredients manufacturing facility in Bonthapally, Hyderabad, has been issued an observation by the U.S. FDA. The Bonthapally facility is one of the world's largest single-site paracetamol API manufacturing plants by volume. Along with paracetamol APIs, the company has established Metformin and Guaifenesin API manufacturing plants in the same facility. (TH)

Servotech Renewable Power acquired a 27% stake in Rhine Solar

Servotech Renewable Power System has acquired a 27% stake in solar PV module manufacturing company Rhine Solar. The deal is estimated at Rs 12.14 cr, and Servotech purchased 9,50,106 shares of Rhine Solar at a price of Rs 127.88 per share. Rhine Solar boasts a manufacturing capacity of 100 MW. (FE)

BEL secures fresh orders worth Rs 585 cr since June 5

Navratna Defence Public Sector Undertaking BEL has secured additional orders worth Rs 585 Cr since the last disclosure on 5th June 2025. Additionally, "major orders received include fire control and sighting system for missiles, communication equipment, jammers, spares, services etc,". (ET)

Economy
Direct tax collections rise 4.9%; advance tax up 3.9% in FY26 so far

India's gross direct tax collection for fiscal year 2025-26 increased to Rs 5.45 lakh cr as of June 19. The Income Tax Department released the latest figures. Gross collections saw a rise compared to last year. However, net collections dropped marginally. This was due to a significant surge in tax refunds. Advance tax receipts experienced overall growth. (ET)

RBI cuts small finance banks' lending requirement to priority sectors

The RBI has made a significant change. It has lowered the priority sector lending requirement for small finance banks. The mandated portion is reduced by 15% points. Now, these banks need to allocate 60% of their lending to priority sectors. Earlier, it was 75%. This decision follows a review by the RBI. (ET).

International
Tesla plans \$8 bn U.S. investment this fiscal year

Tesla plans to invest approximately \$8 bn in US infrastructure and manufacturing during the current fiscal year. The electric vehicle manufacturer revealed it has already invested around \$44 bn in capital expenditures in the US since the company's founding. Tesla noted that in the previous fiscal year alone, it made approximately \$10 bn in capital expenditures. (Invst)

Top 5 Nifty Gainers	20-Jun	19-Jun	Var(%)
JIOFIN	294	284	3.6%
BHARTIARTL	1937	1877	3.2%
TRENT	5898	5724	3.0%
M&M	3184	3095	2.9%
BEL	408	399	2.4%
Top 5 Nifty Losers	20-Jun	19-Jun	Var(%)
BAJAJ-AUTO	8371	8496	-1.5%
HEROMOTOCO	4339	4384	-1.0%
MARUTI	12791	12806	-0.1%
DRREDDY	1325	1326	-0.1%

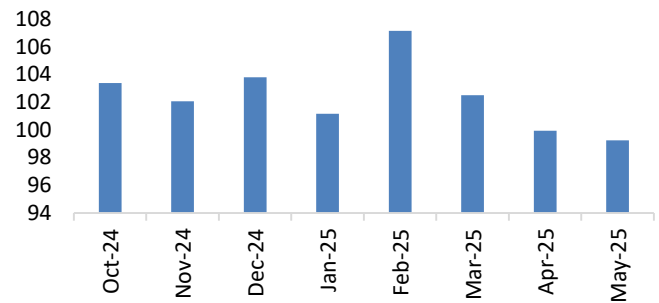
BSE Index Watch	Last	1 day	1 wk	1 mth	1 yr
SENSEX	82408	1.3%	1.6%	0.8%	6.7%
MIDCAP	45480	1.2%	-0.4%	1.4%	-1.1%
SMLCAP	52379	0.5%	-1.9%	1.7%	0.9%
AUTO	52934	0.8%	1.2%	0.4%	-6.7%
BANKEK	63412	1.2%	1.3%	0.7%	8.0%
Capital Goods	70243	1.1%	0.7%	1.4%	-2.1%
FMCG	20023	0.5%	-0.2%	-3.1%	-1.5%
Health Care	43082	0.8%	-2.1%	1.3%	17.2%
IT	38172	0.7%	0.9%	3.3%	5.5%
METAL	30402	1.1%	-1.1%	-2.3%	-9.9%
Oil & Gas	27054	0.6%	-0.4%	-0.6%	-6.3%
Power	6712	1.4%	-0.2%	-1.4%	-14.1%
Realty	7872	2.2%	0.7%	8.5%	-11.0%

Margin Trading Disclosure (Rs. In Cr)	Last	1 day	1 wk	1 mth	3 mth
Op. Scripwise Outstanding	84539	0.6%	0.3%	16.6%	23.8%
Fresh Exposure	5632	-1.1%	-1.0%	-24.0%	-1.6%
Exposure liquidated	5800	11.8%	-4.3%	5.9%	-4.5%
Closing Net scripwise outstanding	84371	-0.2%	0.5%	13.4%	24.2%

NSE USD Futures	19-Jun	18-Jun	Var (%)
May Expiry (Rs./\$)	86.07	86.07	0.0%
June Expiry (Rs./\$)	86.09	86.09	0.0%
Total Turnover (Rs. Cr)	2001	1740	15%

Sectors	TTM PE
Auto	31.56
Auto Ancillary	41.95
Banking	14.31
Engineering	47.07
Cement	71.71
Diamonds & Jewellery	42.79
Housing Finance	24.27
Infrastructure & Const	29.85
Metals-Aluminium	29.87
Metal – Steel	17.89
Oil Expl.	7.04
Pharma	10.46
Power – Gen. Supp.	40.18
Information Tech.	27.03
Sugar	18.22
Telecom Serv. Prov.	39.68
Tyres	30.55

Chinese Iron Ore prices (\$) (Source: BigMint)



10 year G-Sec Yield	Current	Previous	Change
US	4.39%	4.38%	1 bps
Japan	1.42%	1.40%	2 bps
India	6.31%	6.31%	0 bps
UK	4.54%	4.53%	1 bps
Libor 3 Mths	4.85%	4.85%	0 bps

Indian Eco Data	Current	Previous	Var(%)
Forex Reserve (US\$ in bn)	602	699	-13.9%
Inflation - WPI	0.39%	0.85%	(46) bps
Inflation - CPI	2.82%	3.16%	(34) bps

India GDP	Q3FY25	Q2FY25	Var(%)
Growth	7.38%	6.40%	98 bps

Monetary Policy	Current	Previous	Change
Repo Rate	5.50%	6.00%	(50) bps
Reverse Repo Rate	3.35%	3.35%	0 bps
CRR	4.00%	4.00%	0 bps
O/S Banking System Liquidity (Rs bn)	3062	2941	121.3

IIP Growth %	Mar-25	Mar-24	Apr-Feb
IIP	2.7	5.2	3.5
Capital Goods	2.4	7.0	6.2
Mining	0.4	1.3	2.2
Manufacturing	3.0	5.9	4.2
Electricity	6.3	8.6	3.8

ADR Price Movement

Company	Price (US\$)	Volume	Previous Day Price	Volume	Variance (%)	No. of Share Per ADR	ADR Price (Rs.)	BSE Price	Variance (%)
Infosys Tech	17.68	37327068	18.43	10915923	-4.07%	1	1530.93	1622.90	-5.7%
Wipro	2.97	7483843	2.98	3733095	-0.34%	1	257.18	266.54	-3.5%
Dr.Reddy's	15.23	1503411	15.19	1309604	0.26%	1	1318.78	1325.30	-0.5%
ICICI Bank	32.62	4423805	32.70	4274539	-0.24%	2	1412.30	1427.10	-1.0%
HDFC Bank	74.62	2436463	74.40	2259505	0.30%	3	2153.81	1964.70	9.6%

GDR's (US\$)

	Prices	Prev. Close	Change	Var %
L&T	42.25	41.60	0.6	1.6%
RIL	67.20	65.30	1.9	2.9%
SBI	91.90	89.70	2.2	2.5%

US Economy Data	Current	Previous
Inflation (%) (YoY)	2.40%	2.30%
Unemployment (%)	4.20%	4.20%

Interest Rate (%)	Current	Previous
Fed Rate	4.50%	4.50%

US GDP	Q2CY25	Q1CY25
Growth (QoQ Annualized)	-0.20%	2.40%

China Economy Data	Current	Previous
GDP	5.40%	5.40%
Inflation – CPI (%)	-0.10%	-0.10%

Economic Calendar

	Date
Indian GDP Data	29 Aug
Indian Inflation Data CPI	14 July
Indian Inflation Data WPI	14 July
Indian Monetary Policy	06 Aug
India's Industrial Production (IIP)	29 Jun
US Inflation Data	15 July
US GDP	26 Jun
US Unemployment Data	03 July
US Fed Rate	03 July
China GDP	15 July
China Inflation Data	09 July

Event Update

Name	Date	Purpose
Dalmia Bharat Ltd.	23/06/25	Rs.5.00 per share(250%)Final Dividend
Dynamic Cables Ltd.	23/06/25	Rs.0.50 per share(5%)Final Dividend
Hindustan Unilever Ltd.	23/06/25	Rs.24.00 per share(2400%)Final Dividend
Kalpataru Projects International Ltd.	23/06/25	Rs.9.00 per share(450%)Final Dividend
Kansai Nerolac Paints Ltd.	23/06/25	Rs.2.50 per share(250%)Final Dividend
Motherson Sumi Wiring India Ltd.	23/06/25	Rs.0.35 per share(35%)Final Dividend
Pilani Investment And Industries Corporation Ltd.	23/06/25	Rs.15.00 per share(150%)Final Dividend
Samvardhana Motherson International Ltd.	23/06/25	Rs.0.35 per share(35%)Final Dividend
V-Mart Retail Ltd.	23/06/25	Bonus issue
Alkyl Amines Chemicals Ltd.	24/06/25	Rs.10.00 per share(500%)Final Dividend
Laddu Gopal Online Services Ltd.	24/06/25	Stock Split from Rs.10/- to Rs.2/-
Polycab India Ltd.	24/06/25	Rs.35.00 per share(350%)Final Dividend
Vedanta Ltd.	24/06/25	Rs.7.00 per share(700%)First Interim Dividend
Aegis Logistics Ltd.	25/06/25	Interim Dividend
Automobile Corporation of Goa Ltd.	25/06/25	Rs.20.00 per share(200%)Final Dividend
Elitecon International Ltd.	25/06/25	Stock Split from Rs.10/- to Re.1/-
Quest Capital Markets Ltd.	25/06/25	Rs.2.50 per share(25%)Final Dividend
Prime Securities Ltd.	26/06/25	Rs.1.50 per share(30%)Final Dividend
Allied Blenders And Distillers Ltd.	27/06/25	Rs.3.60 per share(180%)Final Dividend
Alufluoride Ltd.	27/06/25	Rs.3.00 per share(30%)Final Dividend
Bajaj Finserv Ltd.	27/06/25	Rs.1.00 per share(100%)Final Dividend
Bajaj Holdings & Investment Ltd.	27/06/25	Rs.28.00 per share(280%)Final Dividend
Bharat Bhushan Finance & Commodity Brokers Ltd.	27/06/25	Rs.0.60 per share(6%)Final Dividend
Care Ratings Ltd.	27/06/25	Rs.11.00 per share(110%)Final Dividend
Cipla Ltd.	27/06/25	Rs.3.00 per share(150%)Special Dividend
HDFC Bank Ltd.	27/06/25	Rs.22.00 per share(2200%)Dividend
Jayant Agro-Organics Ltd.	27/06/25	Rs.2.50 per share(50%)Dividend
Maharashtra Scooters Ltd.	27/06/25	Rs.30.00 per share(300%)Final Dividend

Bulk Deal As On 20/06/25

BSE					
Security Code	Security Name	Client Name	Deal	Quantity	Price
544412	3BFILMS	BHARATKUMAR MADHUBHAI PATEL	B	330000	29.07
544412	3BFILMS	SOMANI VENTURES AND INNOVATIONS LIMITED	S	237000	29.63
543972	AEROFLEX	IRAGE BROKING SERVICES LLP	S	854743	208.14
543972	AEROFLEX	IRAGE BROKING SERVICES LLP	B	476167	206.72
538351	AFEL	SEIFER RICHARD MASCARENHAS	S	197320	3.57
544417	ATENPAPERS	ASHOKBHAI MADHUBHAI KORAT	B	102000	90
512149	AVANCE	ALIA COMMOSALES LLP	B	32000000	0.75
512149	AVANCE	MOONLIGHT MULTITRADE LLP	S	13600783	0.75
512149	AVANCE	VAISHALI COMMOSALES LLP	S	10000000	0.75
532230	BENGALT	MINSOL LIMITED	S	75000	136.01
532230	BENGALT	SHUBHA KANORIA	B	75000	136
511505	CAPTRUST	YOGEN KHOSLA	S	94898	81.08
539405	DITCO	CHINTAN PAREKH	S	18975	11
539405	DITCO	ICON FOOD PARK LIMITED	B	17475	11
541299	DLCL	SHAIENDRA KUMAR GUPTA	S	60000	17.93
541299	DLCL	VIVEKRAJU	B	48000	17.93
512441	ENBETRD	HARPREET SINGH GREWAL	S	4199600	1.01
512441	ENBETRD	HARPREET SINGH GREWAL	B	3999600	0.94
512441	ENBETRD	HITESH SINGH	B	13025445	1.01
512441	ENBETRD	JESINGBHAI JIVABHAI CHAUDHARI	S	12086774	0.95
543444	FABINO	AKSHAY KOTHARI	B	21000	37.19
512443	GANONPRO	KANTA JAIN	B	92000	14
512443	GANONPRO	NAND KISHORE JAIN	B	82000	14
512443	GANONPRO	SANGEETA MEENA	S	62500	14
512443	GANONPRO	SURESH KUMAR JAIN	S	59825	14
539216	GARMNTMNTR	PRADIP PRABHAKAR SUTARE	S	1197944	1.71
539216	GARMNTMNTR	SUCCEDERE COMMERCIAL LLP	B	1100681	1.71
544156	GCONNECT	DISHABEN MAYURKUMAR MORI	S	40500	20.48
544156	GCONNECT	JIGAR VINODBHAI SHETH	S	40500	20.26
539175	INDRAIND	MILANSANCHANIYA	B	49405	13.75
543286	JETMALL	NITESH RATANCHANDLODHA	S	102000	12.4
543286	JETMALL	RAJENDRA S KANOONGO	S	36000	12.4
543286	JETMALL	RAMAN AGGARWAL	B	126000	12.4
531127	MENAMANI	MINTEXRX INC	B	520000	6.55
531127	MENAMANI	TANYA ESTATES PRIVATE LIMITED .	S	524442	6.55
543207	NATURAL	DHRUVKUMAR ASHWINKUMAR SHAH	B	179111	14.1
544260	NORTHARC	IRAGE BROKING SERVICES LLP	S	2896198	199.62
544260	NORTHARC	IRAGE BROKING SERVICES LLP	B	523167	200.06
531512	ORIENTTR	SUNAYANA INVESTMENT COMPANY LIMITED	S	61558	23.35
531512	ORIENTTR	SUNAYANA INVESTMENT COMPANY LIMITED	B	57150	23.83
543732	RADIANTCMS	ASCENT INDIA FUND III	S	1760000	60.76
543732	RADIANTCMS	TRISHAKTI POWER HOLDINGS PRIVATE LIMITED	B	1166000	60.75
530951	RAMINFO	ASHOK KUMAR MADRECHA	S	91029	112.95
539561	REMLIFE	D P VORA SECURITIES PRIVATE LIMITED	B	5000000	0.87
539561	REMLIFE	DEVI TRADERS LLP	S	4494381	0.91
539561	REMLIFE	ISHAAN TRADEFIN LLP	S	7700000	0.89
539561	REMLIFE	ISHAAN TRADEFIN LLP	B	3833366	0.87

539561	REMLIFE	MANSI SHARE AND STOCK BROKING PRIVATE LIMITED	S	9499627	0.94
538119	RNBDEINMS	AFFLUENCE GEMS PRIVATE LIMITED	B	1200000	88
544306	SAILIFE	ADITYA BIRLA SUN LIFE MUTUAL FUND	B	1385042	722
544306	SAILIFE	INVESCO MUTUAL FUND	B	1350416	722
544306	SAILIFE	MAX LIFE INSURANCE COMPANY LIMITED	B	1385042	722
544306	SAILIFE	NIPPON INDIA MUTUAL FUND	B	1520775	722
544306	SAILIFE	NIPPON INDIA MUTUAL FUND	B	2493075	722
544306	SAILIFE	NORGES BANK ON ACCOUNT OF THE GOVERNMENT PENSION FUND GLOBAL	B	1146814	722
544306	SAILIFE	TPG ASIA VII SF PTE LTD	S	10420720	722
544306	SAILIFE	TPG ASIA VII SF PTE LTD	S	10420719	722
539519	SATTVASUKU	KRISHNA KUMAR GOYAL	B	1453396	1.16
531797	SCANPRO	KRISHNA RANI	B	20000	74.73
531797	SCANPRO	NIRMAL GUPTA	S	46597	74.73
531797	SCANPRO	PAWAN KUMAR GARG	B	25000	74.73
538875	SELLWIN	DHANJIT REAL TRADE LLP	S	35	5.41
538875	SELLWIN	DHANJIT REAL TRADE LLP	B	2000035	5.35
539199	SGFIN	BANDHAN MUTUAL FUND	B	886018	405
539199	SGFIN	SAHIL GUPTA	S	1250000	405.08
532217	SIELFNS	KRISHKAN INVESTMENTS PRIVATE LIMITED	S	192458	7.27
539584	SIPTL	DEVARAJBACKARAJ	B	3400000	0.43
539584	SIPTL	GOKALBHAI GHEMARBHAI CHAUDHRI	S	30477984	0.43
539584	SIPTL	SYEDTABREZHUSSAIN	S	5500000	0.43
512589	SITAENT	LEADING LEASING FINANCE & INVESTMENT COMPANY LTD	B	16392	151.43
543924	SONALIS	KALPESH ARVINDBHAI TRIVEDI	S	26000	78.27
543924	SONALIS	MANISHABEN BIPINCHANDRA PANCHAL	S	24000	77.05
519367	TRANSFD	PACE STOCK BROKING SERVICES PVT LTD	B	871	226.4
519367	TRANSFD	THOOMPAYILSUDHAKARANSAJU	S	810	226.4
541338	UHZAVERI	DEEPIKA HARISH JAIN	B	51705	15.37
541338	UHZAVERI	REEMA SAROYA	B	52634	15.51
539798	UMIYA	B K CHAVDA (HUF)	S	188831	18.58
539798	UMIYA	RAJESHKUMAR AMRUTLAL AKHANI	B	169325	18.58
508494	WARRENTEA	PRESSMAN PROPERTIES PRIVATE LIMITED	B	910000	53
508494	WARRENTEA	VINAY KUMAR GOENKA	S	920010	53
524661	WELCURE	ANKUSH RAJKUMAR DABHANE	S	1430194	15.14
531337	WINPRO	GAURAV CHANDRAKANT SHAH	S	805859	3.03

NSE

Security Code	Security Name	Client Name	Deal	Quantity	Price
AEROFLEX	Aeroflex Industries Ltd	IRAGE BROKING SERVICES LLP	BUY	1119000	208.06
AEROFLEX	Aeroflex Industries Ltd	PACE STOCK BROKING SERVICES PVT LTD	BUY	804604	206.73
AEROFLEX	Aeroflex Industries Ltd	MUSIGMA SECURITIES	BUY	2845986	208.3
AEROFLEX	Aeroflex Industries Ltd	AAKRAYA RESEARCH LLP	BUY	1355574	207.54
AEROFLEX	Aeroflex Industries Ltd	SHARE INDIA SECURITIES LIMITED	BUY	1618151	209.5
AEROFLEX	Aeroflex Industries Ltd	NK SECURITIES RESEARCH PRIVATE LIMITED	BUY	2933410	208.12
AEROFLEX	Aeroflex Industries Ltd	GRAVITON RESEARCH CAPITAL LLP	BUY	3229855	207.18
AEROFLEX	Aeroflex Industries Ltd	MICROCURVES TRADING PRIVATE LIMITED	BUY	1410558	207.82
AEROFLEX	Aeroflex Industries Ltd	HRTI PRIVATE LIMITED	BUY	2064888	207.09
AEROFLEX	Aeroflex Industries Ltd	ELIXIR WEALTH MANAGEMENT PRIVATE LIMITED	BUY	978051	207.67
AEROFLEX	Aeroflex Industries Ltd	QE SECURITIES LLP	BUY	2663271	208.15
AEROFLEX	Aeroflex Industries Ltd	ELIXIR WEALTH MANAGEMENT PRIVATE LIMITED	SELL	998251	207.82
AEROFLEX	Aeroflex Industries Ltd	SHARE INDIA SECURITIES LIMITED	SELL	1618151	209.44
AEROFLEX	Aeroflex Industries Ltd	AAKRAYA RESEARCH LLP	SELL	1355574	207.66
AEROFLEX	Aeroflex Industries Ltd	MUSIGMA SECURITIES	SELL	2845986	208.38
AEROFLEX	Aeroflex Industries Ltd	PACE STOCK BROKING SERVICES PVT LTD	SELL	804854	206.83
AEROFLEX	Aeroflex Industries Ltd	NK SECURITIES RESEARCH PRIVATE LIMITED	SELL	2933410	208.22
AEROFLEX	Aeroflex Industries Ltd	GRAVITON RESEARCH CAPITAL LLP	SELL	3229855	207.41
AEROFLEX	Aeroflex Industries Ltd	IRAGE BROKING SERVICES LLP	SELL	740424	207.32
AEROFLEX	Aeroflex Industries Ltd	QE SECURITIES LLP	SELL	2641054	208.31
AEROFLEX	Aeroflex Industries Ltd	HRTI PRIVATE LIMITED	SELL	1947473	207.3
AEROFLEX	Aeroflex Industries Ltd	MICROCURVES TRADING PRIVATE LIMITED	SELL	1410558	208.01
ARIHANTACA	Arihant Academy Limited	SHRENI SHARES PVT	BUY	100000	275
ARIHANTACA	Arihant Academy Limited	NILESH KANTILAL SHAH	SELL	75200	275
CAPTRUST	Capital Trust Limited	YOGEN KHOSLA	SELL	101115	82.02
ETHOS-RE	Ethos Limited	BANDHAN MUTUAL FUND	BUY	30632	790
ETHOS-RE	Ethos Limited	GOLDMAN SACHS FUNDS - GOLDMAN SACHS INDIA EQUITY PORTFOLIO	SELL	31939	792.53
HEADSUP	Heads UP Ventures Limited	SKYBRIDGE INCAP ADVISORY LLP	SELL	217679	9.87
IEL	Indiabulls Ent Ltd	CAPRI GLOBAL HOLDINGS PRIVATE LIMITED	BUY	1100000	25.36
IEL	Indiabulls Ent Ltd	RISHIKESH PARTHASARATHI	SELL	1185829	25.32
IITL	Industrial Inv Trust Ltd	PRATIK M SHETH	BUY	500000	173
IITL	Industrial Inv Trust Ltd	SIX SIGMA INVESTMENTS FUND	SELL	500000	173
JAINIK	Jainik Power Cables Ltd	CLARITY ROADLINK PVT LTD	BUY	150000	71.1
JAINIK	Jainik Power Cables Ltd	MJ ENTERPRISES PRIVATE LIMITED	BUY	103200	71.11
JAINIK	Jainik Power Cables Ltd	MANSI SHARE AND STOCK BROKING PRIVATE LIMITED	SELL	74400	71.1
KBCGLOBAL	KBC Global Limited	ACHINTYA SECURITIES PRIVATE LIMITED	BUY	34465865	0.51
KBCGLOBAL	KBC Global Limited	ACHINTYA SECURITIES PRIVATE LIMITED	SELL	29258242	0.51
MAGSON	Magson Retail And Dist L	KHODEEAR ENTERPRISE LLP LLP	BUY	110000	140
MAGSON	Magson Retail And Dist L	PARESHBHAI KALIDAS SHAH	SELL	106000	140
MICEL	MIC Electronics Ltd	R R K ENTERPRISE PRIVATE LIMITED	SELL	2142322	54.07
NORTHARC	Northern Arc Capital Ltd	JALIYAN COMMODITY	BUY	1310500	196.51
NORTHARC	Northern Arc Capital Ltd	MARWADI CHANDARANA INTERMEDIARIES BROKERS PRIVATE LIMITED	BUY	838024	200.64
NORTHARC	Northern Arc Capital Ltd	MANSI SHARE AND STOCK BROKING PRIVATE LIMITED	BUY	1150249	196.14
NORTHARC	Northern Arc Capital Ltd	HRTI PRIVATE LIMITED	BUY	903682	202.11
NORTHARC	Northern Arc Capital Ltd	IRAGE BROKING SERVICES LLP	BUY	2934015	199.75
NORTHARC	Northern Arc Capital Ltd	COHESION MK BEST IDEAS SUB-TRUST	BUY	1000000	208.83
NORTHARC	Northern Arc Capital Ltd	GRAVITON RESEARCH CAPITAL LLP	BUY	1216154	202.14
NORTHARC	Northern Arc Capital Ltd	BNP PARIBAS FINANCIAL MARKETS	BUY	867328	202.46
NORTHARC	Northern Arc Capital Ltd	SHARE INDIA SECURITIES LIMITED	BUY	1846249	198.63

NORTHARC	Northern Arc Capital Ltd	PM CONSULTANCY	BUY	800000	196.8
NORTHARC	Northern Arc Capital Ltd	EPITOME TRADING AND INVESTMENTS	BUY	884502	195.88
NORTHARC	Northern Arc Capital Ltd	PM CONSULTANCY	SELL	850000	203.99
NORTHARC	Northern Arc Capital Ltd	MANSI SHARE AND STOCK BROKING PRIVATE LIMITED	SELL	1150249	200.76
NORTHARC	Northern Arc Capital Ltd	JALIYAN COMMODITY	SELL	1251500	202.27
NORTHARC	Northern Arc Capital Ltd	GRAVITON RESEARCH CAPITAL LLP	SELL	1216154	202.39
NORTHARC	Northern Arc Capital Ltd	IRAGE BROKING SERVICES LLP	SELL	560984	200.4
NORTHARC	Northern Arc Capital Ltd	SHARE INDIA SECURITIES LIMITED	SELL	1795249	199.77
NORTHARC	Northern Arc Capital Ltd	HRTI PRIVATE LIMITED	SELL	844210	202.53
NORTHARC	Northern Arc Capital Ltd	360 ONE SPECIAL OPPORTUNITIES FUND - SERIES 7	SELL	5761623	198.74
NORTHARC	Northern Arc Capital Ltd	360 ONE SPECIAL OPPORTUNITIES FUND - SERIES 5	SELL	6155963	196.85
NORTHARC	Northern Arc Capital Ltd	360 ONE SPECIAL OPPORTUNITIES FUND - SERIES 4	SELL	7483212	195.71
NORTHARC	Northern Arc Capital Ltd	EPITOME TRADING AND INVESTMENTS	SELL	482502	197.73
NORTHARC	Northern Arc Capital Ltd	MARWADI CHANDARANA INTERMEDIARIES BROKERS PRIVATE LIMITED	SELL	645024	202.34
OLIL	Oneclick Logistics Ind L	GIRISH V BHATT HUF	SELL	36000	185.5
PROSTARM	Prostarm Info Systems Ltd	L7 HITECH PRIVATE LIMITED	BUY	408740	132.48
PROSTARM	Prostarm Info Systems Ltd	MATHISYS ADVISORS LLP	BUY	453400	130.01
PROSTARM	Prostarm Info Systems Ltd	HRTI PRIVATE LIMITED	BUY	405317	130.55
PROSTARM	Prostarm Info Systems Ltd	QE SECURITIES LLP	BUY	258309	129.95
PROSTARM	Prostarm Info Systems Ltd	PG FOILS LIMITED	SELL	380000	130.07
PROSTARM	Prostarm Info Systems Ltd	L7 HITECH PRIVATE LIMITED	SELL	108740	134.65
PROSTARM	Prostarm Info Systems Ltd	QE SECURITIES LLP	SELL	328283	130.19
PROSTARM	Prostarm Info Systems Ltd	HRTI PRIVATE LIMITED	SELL	485872	129.87
PROSTARM	Prostarm Info Systems Ltd	MATHISYS ADVISORS LLP	SELL	453276	129.35
SOLARA	Solara Active Pha Sci Ltd	FSSA INDIAN SUBCONTINENT FUND	SELL	224730	538.11
INDIACEM	The India Cements Limited	FRANKLIN TEMPLETON MUTUAL FUND	BUY	2037333	310.17
VINEETLAB	Vineet Laboratories Ltd	SUREKHA NAGA LAKSHMI PENDELA	BUY	205266	29.01
VINEETLAB	Vineet Laboratories Ltd	ARVIND KUMAR BELLAM	BUY	2000	29.01
VINEETLAB	Vineet Laboratories Ltd	ARVIND KUMAR BELLAM	SELL	60000	29.01
VINEETLAB	Vineet Laboratories Ltd	PRABHAKAR RAJU ALLURI	SELL	50000	29
VINEETLAB	Vineet Laboratories Ltd	RANGA RAJU ALLURI	SELL	50000	29.01
VINEETLAB	Vineet Laboratories Ltd	VENKATA RAMA GADDAM	SELL	48225	29.01
VMM	Vishal Mega Mart Limited	VANGUARD TOTAL INTERNATIONAL STOCK INDEX FUND	BUY	26531010	129.74
VMM	Vishal Mega Mart Limited	VANGUARD EMERGING MARKETS STOCK INDEX FUND A SERIES OF VIEIF	BUY	23967366	129.74
WESTLIFE	WESTLIFE FOODWORLD L	HDFC MUTUAL FUND	BUY	1430686	696.54
WESTLIFE	WESTLIFE FOODWORLD L	HILL FORT INDIA FUND LP	SELL	1500881	696.55

Disclosure:

Research Reports that are published by Nirmal Bang Securities Private Limited (hereinafter referred to as "NBSPL") are for private circulation only. NBSPL is a registered Research Analyst under SEBI (Research Analyst) Regulations, 2014 having Registration no. INH000001766. NBSPL is also a registered Stock Broker with National Stock Exchange of India Limited, BSE Limited, Metropolitan Stock Exchange of India Limited, Multi Commodity Exchange of India Limited and , National Commodity and Derivative Exchange Limited in Capital Market , Equity and Commodities derivatives segments and Currency Derivatives Segment .

NBSPL has other business divisions with independent research teams separated by Chinese walls, and therefore may, at times, have different or contrary views on stocks and markets.

NBSPL or its associates have not been debarred / suspended by SEBI or any other regulatory authority for accessing / dealing in securities Market since last 20 years. NBSPL, its associates or analyst or his relatives do not hold any financial interest (Except Investment) in the subject company. NBSPL or its associates or Analyst do not have any conflict or material conflict of interest at the time of publication of the research report with the subject company. NBSPL or its associates or Analyst or his relatives may or may not hold beneficial ownership of 1% or more in the subject company at the end of the month immediately preceding the date of publication of this research report.

NBSPL or its associates / analyst has not received any compensation / managed or co-managed public offering of securities of the company covered by Analyst during the past twelve months. NBSPL or its associates have not received any compensation or other benefits from the company covered by Analyst or third party in connection with the research report. Analyst has not served as an officer, director or employee of Subject Company. NBSPL / analyst has not been engaged in market making activity of the subject company.

Analyst Certification: The research analysts and authors of these reports, hereby certify that the views expressed in this research report accurately reflects my/our personal views about the subject securities, issuers, products, sectors or industries. It is also certified that no part of the compensation of the analyst(s) was, is, or will be directly or indirectly related to the inclusion of specific recommendations or views in this research. The analyst(s) principally responsible for the preparation of this research report and has taken reasonable care to achieve and maintain independence and objectivity in making any recommendations.

Disclaimer:

The Research Report is for the personal information of the authorized recipient and does not construe to be any investment, legal or taxation advice. NBSPL is not soliciting any action based upon it. Nothing in the research report shall be construed as a solicitation to buy or sell any security or product, or to engage in or refrain from engaging in any such transaction. In preparing the research report, we did not take into account the investment objectives, financial situation and particular needs of the reader.

The research report has been prepared for the general use of the clients of NBSPL and must not be copied, either in whole or in part, or distributed or redistributed to any other person in any form. If you are not the intended recipient you must not use or disclose the information in the research report in any way. Though disseminated to all the customers simultaneously, not all customers may receive the research report at the same time. NBSPL will not treat recipients as customers by virtue of their receiving the research report. The research report is not directed or intended for distribution to or use by any person or entity resident in a state, country or any jurisdiction, where such distribution, publication, availability or use would be contrary to law, regulation or which would subject NBSPL & its group companies to registration or licensing requirements within such jurisdictions.

The report is based on the information obtained from sources believed to be reliable, but we do not make any representation or warranty that it is accurate, complete or up-to-date and it should not be relied upon as such. We accept no obligation to correct or update the information or opinions in it. NBSPL or any of its affiliates or employees shall not be in any way responsible for any loss or damage that may arise to any person from any inadvertent error in the information contained in the research report. NBSPL or any of its affiliates or employees do not provide, at any time, any express or implied warranty of any kind, regarding any matter pertaining to this report, including without limitation the implied warranties of merchantability, fitness for a particular purpose, and non-infringement. The recipients of the research report should rely on their own investigations.

This information is subject to change without any prior notice. NBSPL reserves its absolute discretion and right to make or refrain from making modifications and alterations to this statement from time to time. Nevertheless, NBSPL is committed to providing independent and transparent recommendations to its clients, and would be happy to provide information in response to specific client queries.

Before making an investment decision on the basis of research report, the reader needs to consider, with or without the assistance of an adviser, whether the advice is appropriate in light of their particular investment needs, objectives and financial circumstances. There are risks involved in securities trading. The price of securities can and does fluctuate, and an individual security may even become valueless. International investors are reminded of the additional risks inherent in international investments, such as currency fluctuations and international stock market or economic conditions, which may adversely affect the value of the investment. Opinions expressed are subject to change without any notice. Neither the company nor the director or the employees of NBSPL accept any liability whatsoever for any direct, indirect, consequential or other loss arising from any use of the research report and/or further communication in relation to the research report. Here it may be noted that neither NBSPL, nor its directors, employees, agents or representatives shall be liable for any damages whether direct or indirect, incidental, special or consequential including lost revenue or lost profit that may arise from or in connection with the use of the information contained in the research report.

Copyright of this document vests exclusively with NBSPL.

Our reports are also available on our website

Registration granted by SEBI and certification from NISM in no way guarantee performance of NBSPL or provide any assurance of returns to investors.

Nirmal Bang Research (Division of Nirmal Bang Securities Pvt. Ltd.)

B-2, 301/302, Marathon Innova,
Opp. Peninsula Corporate Park
Off. Ganpatrao Kadam Marg
Lower Parel(W), Mumbai-400013
Board No. : 91 22 6723 8000/8001
Fax. : 022 6723 8010